















نتایج نظام رتبه‌بندی لایدن در سال ۲۰۱۷





Time period, field, and region/country

Time period: 2012-2015 Field: All sciences Region/country: Iran
 Min. publication output: 100

Indicators

Type of indicators: Impact Indicators: P, P(top 10%), PP(top 10%) Order by: P
 Calculate impact indicators using fractional counting

	University	P	P(top 10%)	PP(top 10%)
1	Univ Tehran 	4933	339	6.9%
2	Amirkabir Univ Technol 	3643	288	7.9%
3	Tehran Univ Med Sci 	3432	146	4.2%
4	Sharif Univ Technol 	3042	215	7.1%
5	Tarbiat Modares Univ 	2784	181	6.5%
6	Isfahan Univ Technol 	2663	186	7.0%
7	Iran Univ Sci & Technol 	2619	199	7.6%
8	Shiraz Univ 	2178	121	5.6%
9	Ferdowsi Univ Mashhad 	2142	137	6.4%
10	Univ Tabriz 	1738	118	6.8%
11	Shahid Beheshti Univ Med Sci 	1541	56	3.6%
12	Islamic Azad Univ Sci & Res Tehran 	1478	57	3.9%
13	Shahid Beheshti Univ 	1454	117	8.0%
14	KN Toosi Univ Technol 	1387	90	6.5%

	University	P	P(top 10%)	PP(top 10%)
15	Univ Isfahan 	1173	63	5.4%
16	Isfahan Univ Med Sci 	1170	32	2.7%
17	Univ Guilan 	1101	71	6.5%
18	Shiraz Univ Med Sci 	1047	26	2.5%